

## SPECIFICATION:

MEA-JOSAM SILT BOX FOR USE WITH PRO-PLUS 100C (4" INTERNAL WIDTH), 200C (8" INTERNAL WIDTH) AND/OR 300C (12" INTERNAL WIDTH) SERIES TRENCH CHANNELS. MADE WITH GRP MATERIAL. CHANNEL CUTOUT PROFILE(S) TO BE DONE ON SITE. DOES NOT INCLUDE OUTLET PART. ESTIMATED VOLUME IS 32 GAL.

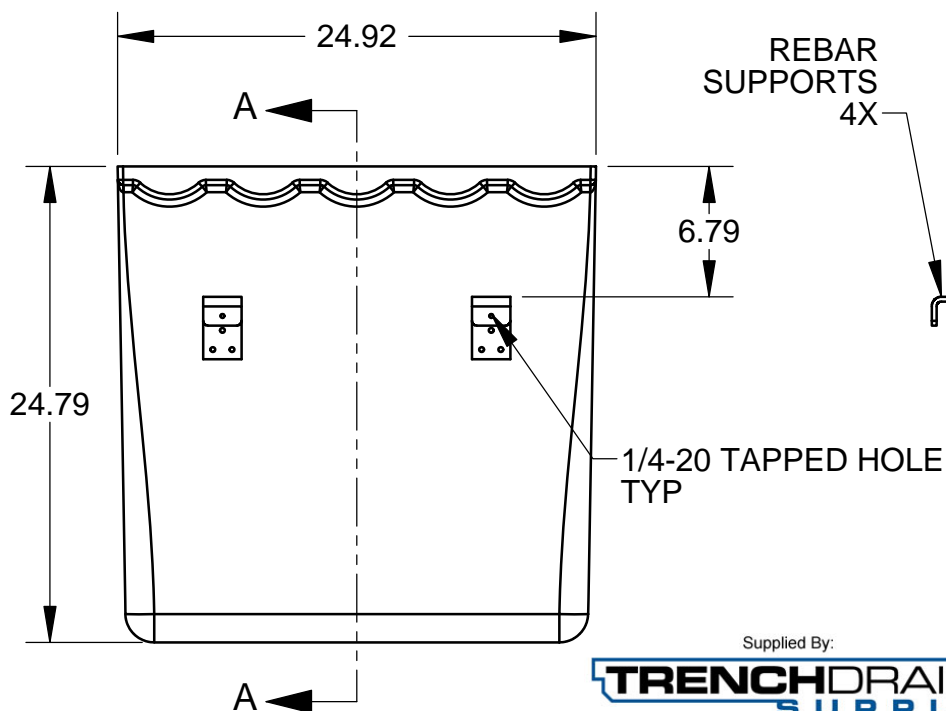
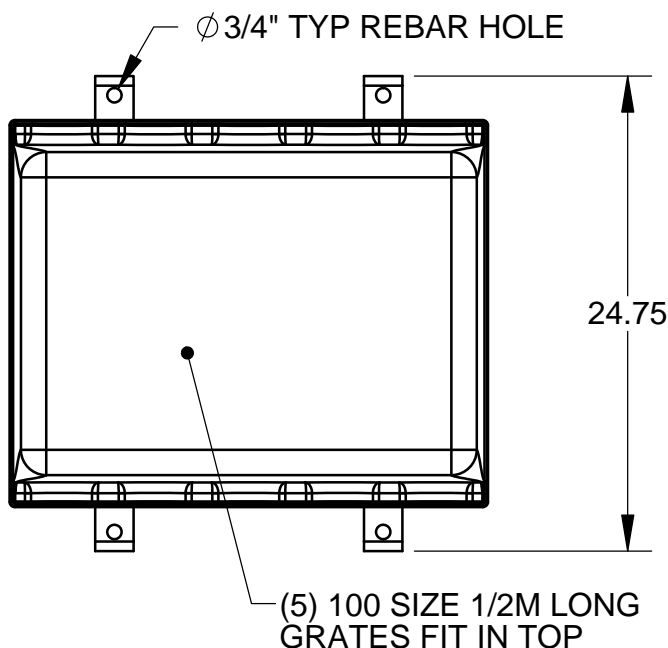
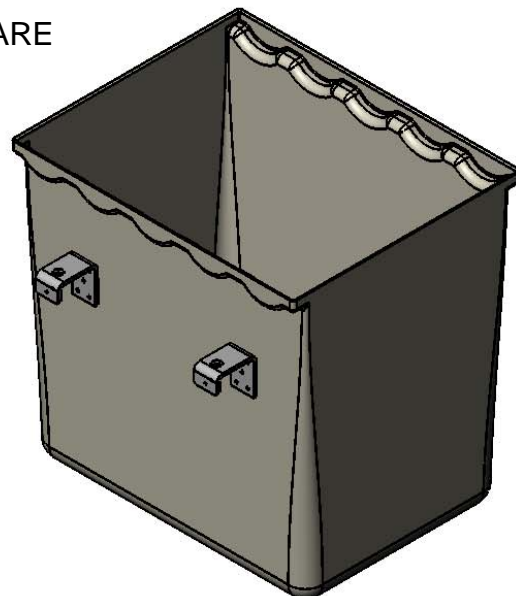
## PRO-PLUS CATCH BASIN 20" X 24"

SERIES

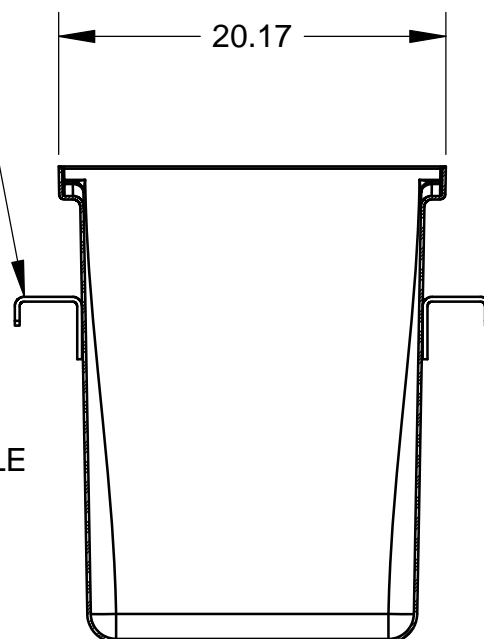
**PPCB-2024**

### NOTE:

DUCTILE IRON FRAME AND CROSS SUPPORTS (NOT SHOWN) ARE REQ'D TO ACHIEVE LOAD CLASS C ON THIS CATCH BASIN. CATCH BASIN WITHOUT FRAME AND SUPPORTS WILL ONLY ACHIEVE CLASS A LOAD CLASS IF CLASS C GRATES ARE USED IN CATCH BASIN. REFER TO PPCB-GRATE DRAWING FOR MORE INFORMATION.



REBAR  
SUPPORTS  
4X



SECTION A-A  
SCALE 1 : 10

Supplied By:

**TRENCHDRAIN  
SUPPLY**  
877-903-7246

[www.trenchdrainsupply.com](http://www.trenchdrainsupply.com)

DATE OF LAST CHANGE: 11/01/13

DIMENSIONS ARE SUBJECT TO MANUFACTURERS TOLERANCES AND CHANGE WITHOUT NOTICE. WE CAN ASSUME NO RESPONSIBILITY FOR USE OF SUPERSEDED OR VOID DATA.

**JOSAM COMPANY**  
MICHIGAN CITY, INDIANA

NOTES